




ART Choose from a wide range of MEDIUMS & VENUES for your PRIVATE ART CLASS/ART PARTY or Thursday Night OPEN STUDIO Art Class.

124 South State Street
Geneseo, IL 61254 • 309-945-5428
facebook @Smith Studio and Gallery
www.smithstudiogeneseo.com

David Smith, owner and licensed art teacher, begins each class by teaching you about the art medium you have chosen and encourage everyone to have fun learning more about the creative process. *Find JOY in the Journey!*

PAINTING with Premium Tempera Paint, a smooth opaque paint that resembles "Gouache" or Watercolors

- Learn more about brush control and blending colors on the palette and directly on the canvas board. Build up the image by layering colors as you add more detail.
- Have fun painting without using a brush (feathers, sponges and more)
- Explore Pointillism, (painting with dots)
- Learn different brush technique such as Sumi-e (Japanese Ink Painting) and Rosemålning (decorative folk art designs)



Painting & Drawing can be taught 2 ways.

1. We take you **Step-by-Step** through an image you select from our files. We can create a special image for groups over 6 people.
2. **Everyone in your group chooses their own inspirational image** and we encourage and assist everyone in their creative endeavors

DRAWING with Colored Pencils, All Forms of Graphite (pencils, sticks and powder) or Pen and Ink


Learn various drawing techniques

- using strong contrasts between light and dark to achieve a sense of volume in modeling three-dimensional objects.
- Cross-hatching is an artistic technique used to create tonal or shading effects by drawing closely spaced parallel lines.




DRAWING with Oil Pastels PAINTING with Oil Pastels and Solvent (painterly effect that resembles watercolors)

- Using oil pastels draw an image on color paper using short strokes.
- Using oil pastels, little solvent and a paintbrush achieve a painterly effect that resembles watercolors. Then add more detail using colored pencils.



PRINTMAKING Carve a Relief Printing Plate or design a Monoprint Learn to print your own cards and boxes

- Design your own stamp image, carve the image on a "soft-cut" printing plate, then learn to ink the plate and print cards and boxes.
- Create a monoprint by drawing an image on a rubber plate using markers and printing a "single image".





ART Choose from a wide range of MEDIUMS & VENUES for your PRIVATE ART CLASS/ART PARTY or Thursday Night OPEN STUDIO Art Class.

124 South State Street
Geneseo, IL 61254 • 309-945-5428
[facebook](#) @Smith Studio and Gallery
www.smithstudiogeneseo.com

David Smith, owner and licenced art teacher, begins each class by teaching you about the art medium you have chosen and encourages everyone to have fun, while learning more about the creative process. *Find JOY in the Journey!*

SCULPT WITH MODEL MAGIC Using red, yellow, blue Air-Dried Clay, create all the colors of the rainbow.

- Create whimsical dimensional designs and animals to decorate small boxes, jewelry pins and magnets.
- Reflect your personality by building a "Spoon Person" or "Totem Stick" using a wood spoon, Model Magic and your imagination.




CREATE PAPER MACHE SCULPTURES Using paper and recyclable materials.

- Build 3-D sculptures using paper mache and your imagination.
- Learn a less messy way to Paper Mache using small pieces of paper and art paste.



BUILD WITH FOLDED PAPER Have fun building 3-dimensional art using colored paper.

- Create a "3-D Dragon's Head" or build "Tall Towers" out of folded paper.
- Design a working "Hand Puppet" using folded construction paper and origami techniques.
- Learn about "Origami", the art of paper folding, to create boxes and birds. Learn how to make triskele paper globes and mini keepsake books.



METAL TOOLING AND METAL WIRE SCULPTURE

- Metal tooling is the process of Transferring a 2-D image onto a flat sheet of metal then transform it into a 3-D metal low relief sculpture, which you can frame or adhere it to the lid of a small box to create a gift box.
- Fashion a basic human figure out of metal wire and make it uniquely yours by adding special embellishments.



Create Unique Cards using a variety of printing, painting and paper folding techniques.

Create 3-D animals out of air-dried clay and building a habitat out of folded paper.

Fashion "Masquerade" Mask by starting with pre-formed wearable mask and embellishing it using a wide array of craft techniques and materials.

